


My Animal Research Report



Teacher's Page

This product includes everything a student will need to write a research report on an animal. You will only need to print the pages, give the students the resources to find the information, and have students bind the pages into a book. If possible, copy the cover page and final page on white cardstock to make the book sturdier.

I have my students complete all pages before binding the book together. I suggest punching four holes in the book and having students tie the book with ribbon.

This product includes the following:

- five prewriting web graphic organizers (I don't bind these pages.)
- student cover page
- physical description page
- diagram page
- senses page
- what they eat page
- habitat page
- family page
- enemies page
- interesting facts page
- bibliography page
- editing/writing checklist
- grading rubric

Please email me at ForemanTeaches@gmail.com if you have any questions.

Please visit my store to rate this product and to find more products for grades 3-5.

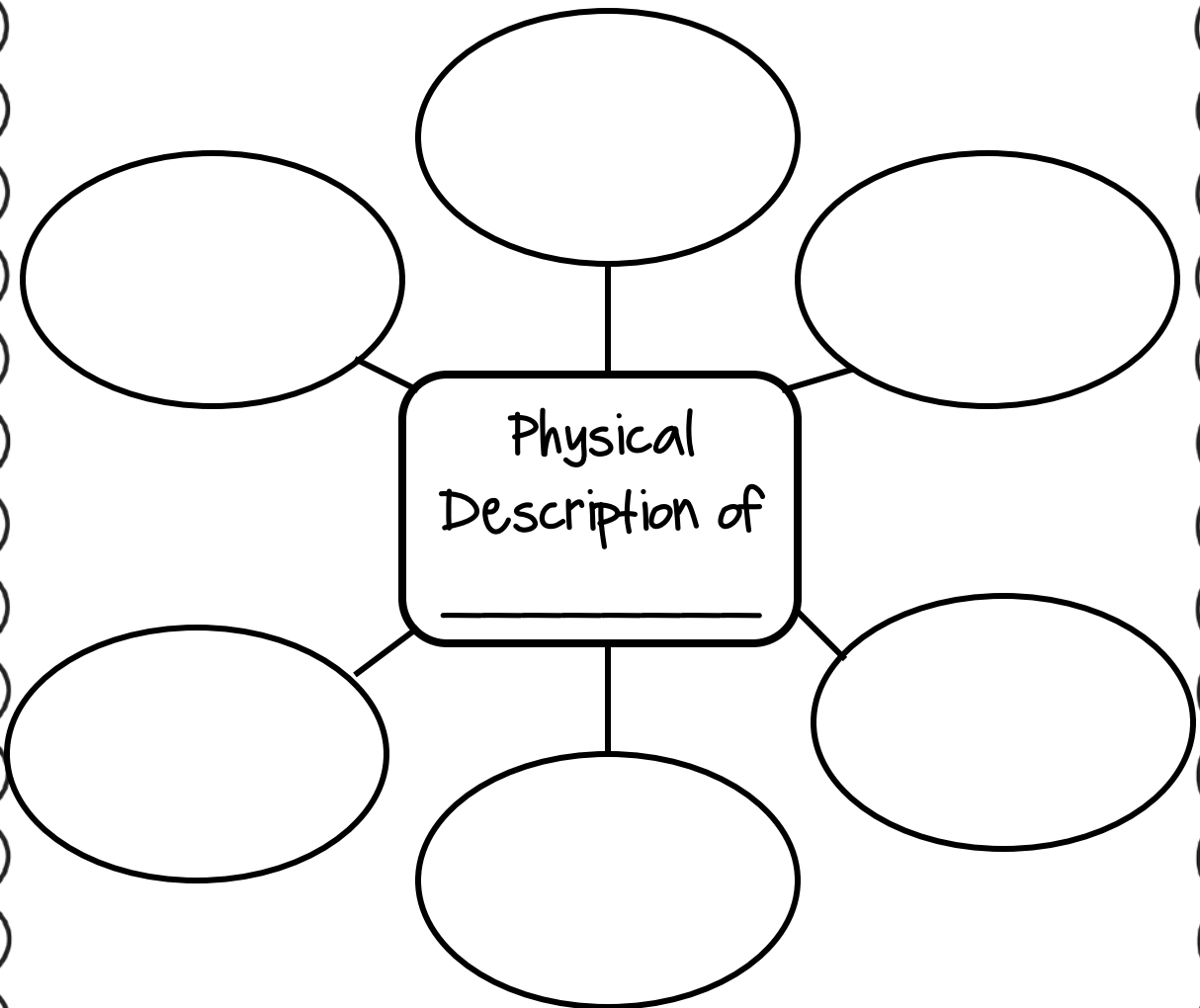
Please follow my store to get information on new products as they are posted.

<http://www.teacherspayteachers.com/Store/Foreman-Teaches>

Thank you for your purchase!

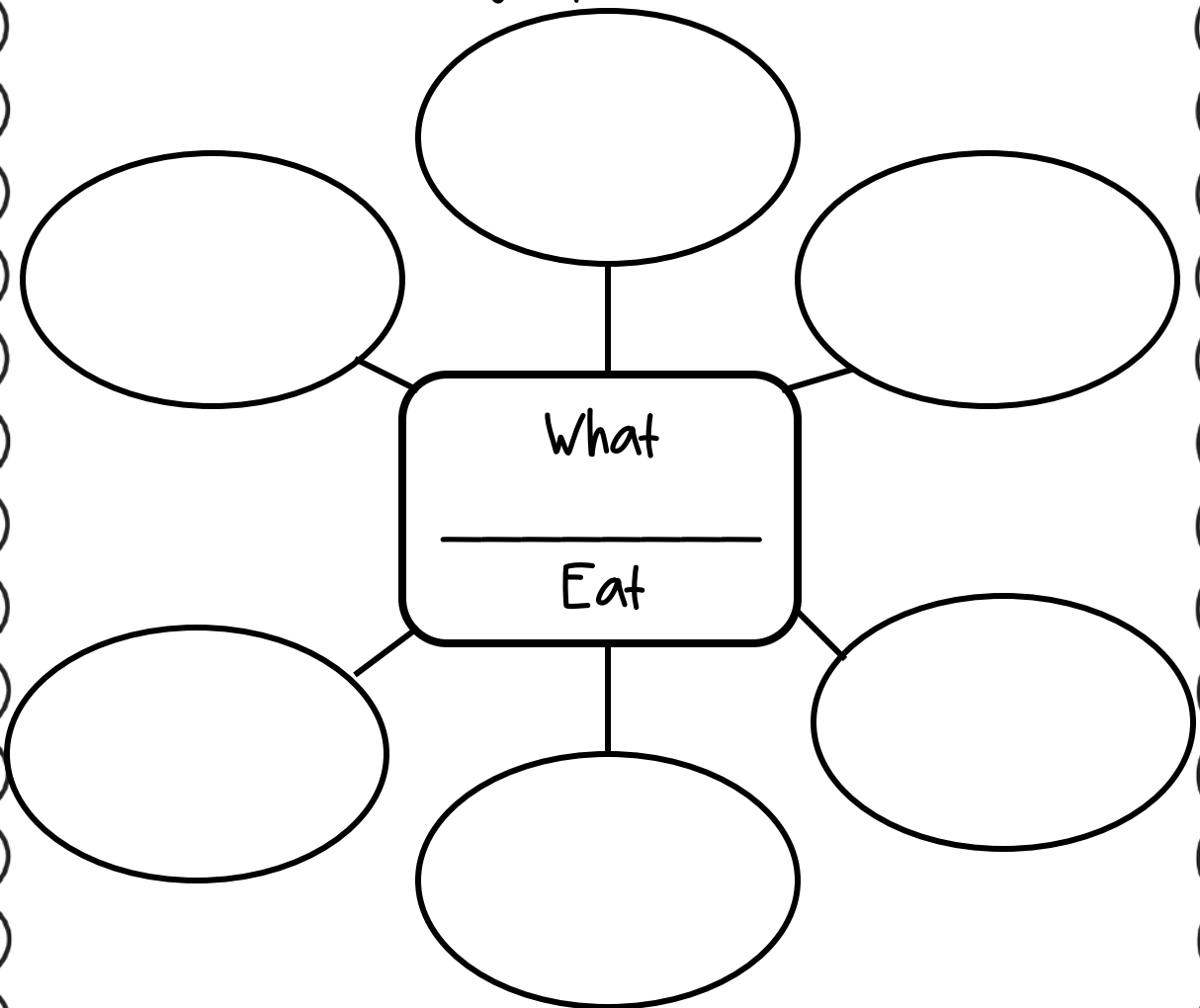
Prewriting Web Graphic Organizer

Look at the topic in the center box. Write your animal on the blank line. Write one idea based on the topic in each of the ovals. Add more ovals if necessary. Write numbers to show the order in which you will write about the groups of ovals.



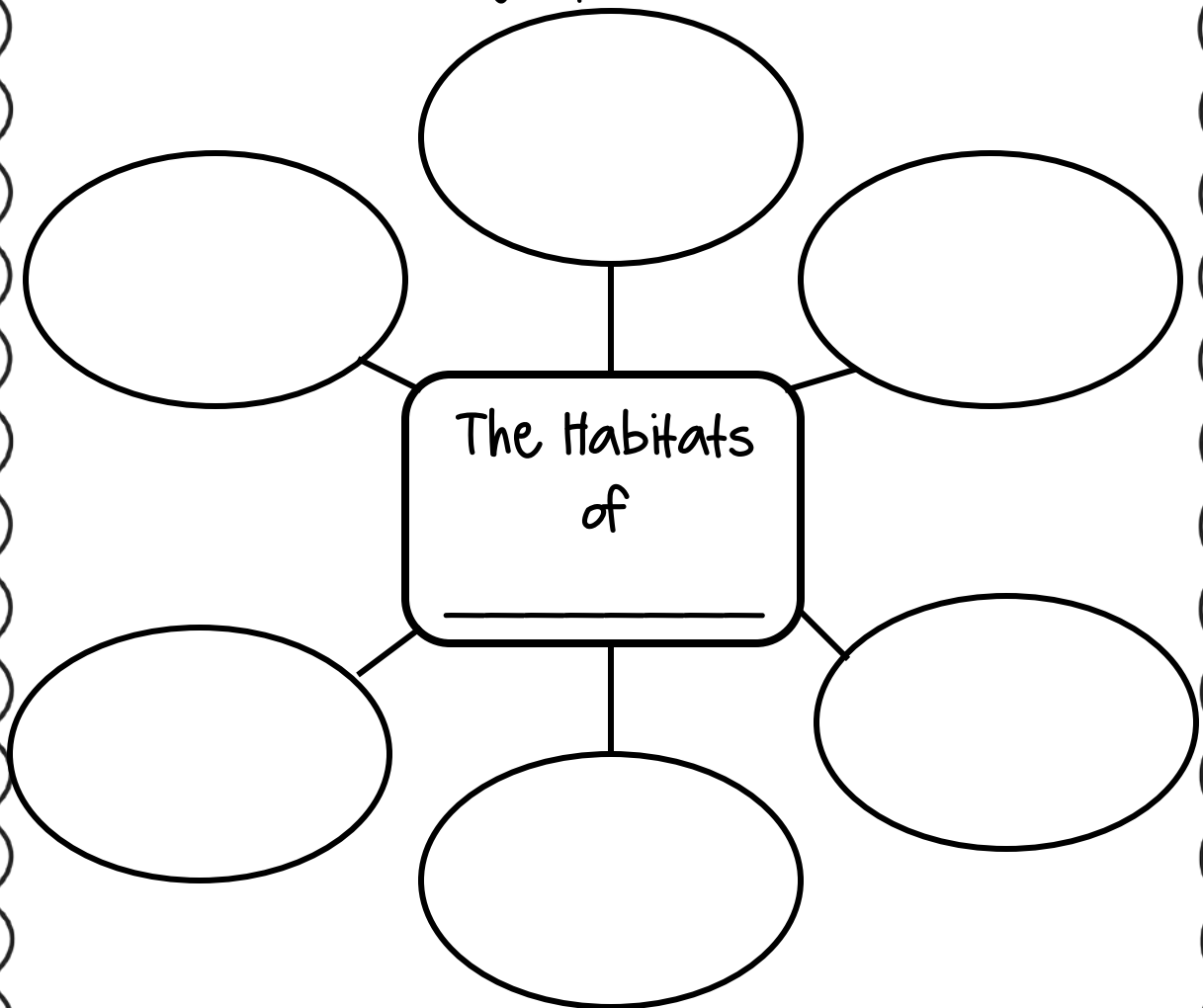
Prewriting Web Graphic Organizer

Look at the topic in the center box. Write your animal on the blank line. Write one idea based on the topic in each of the ovals. Add more ovals if necessary. Write numbers to show the order in which you will write about the groups of ovals.



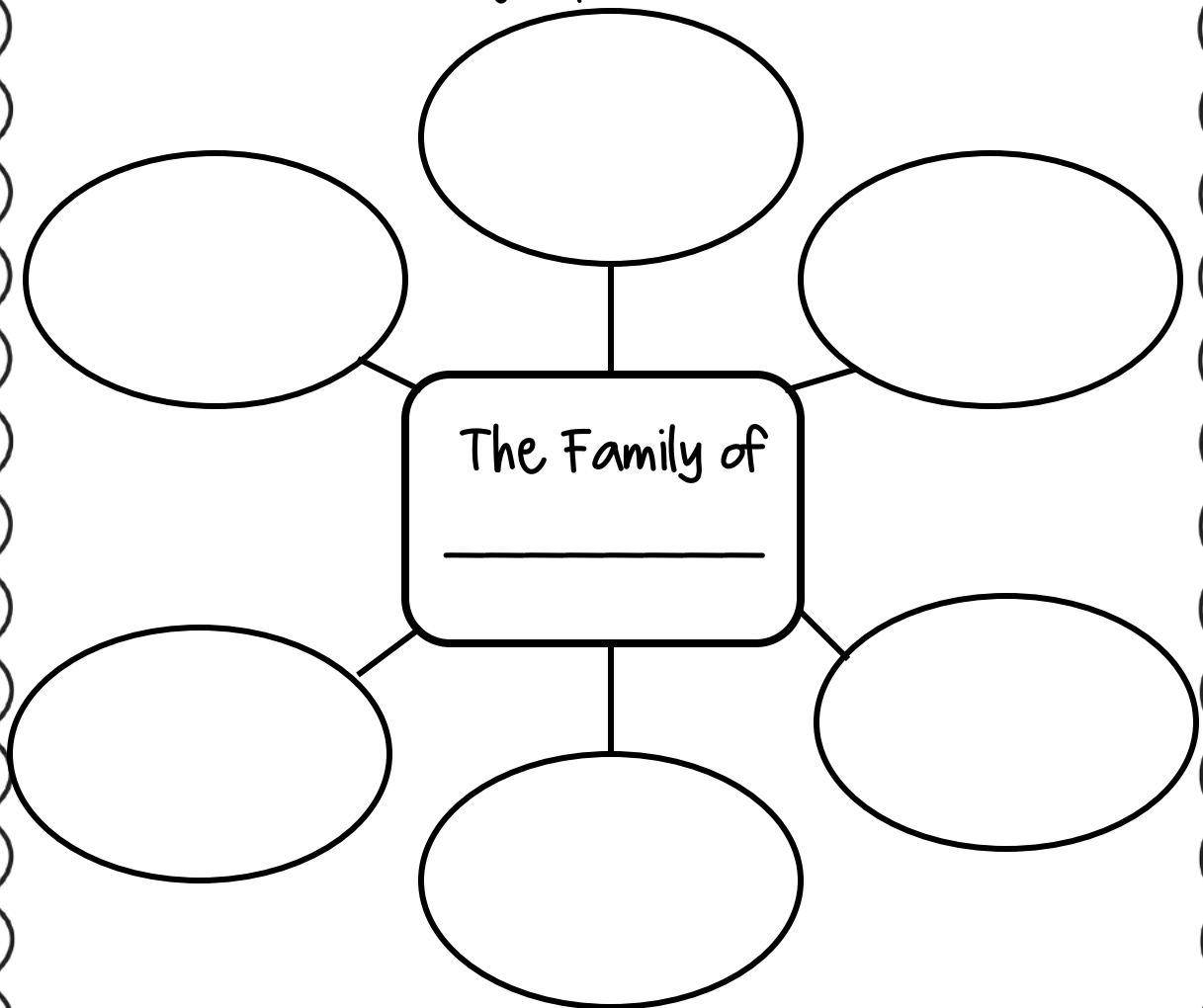
Prewriting Web Graphic Organizer

Look at the topic in the center box. Write your animal on the blank line. Write one idea based on the topic in each of the ovals. Add more ovals if necessary. Write numbers to show the order in which you will write about the groups of ovals.



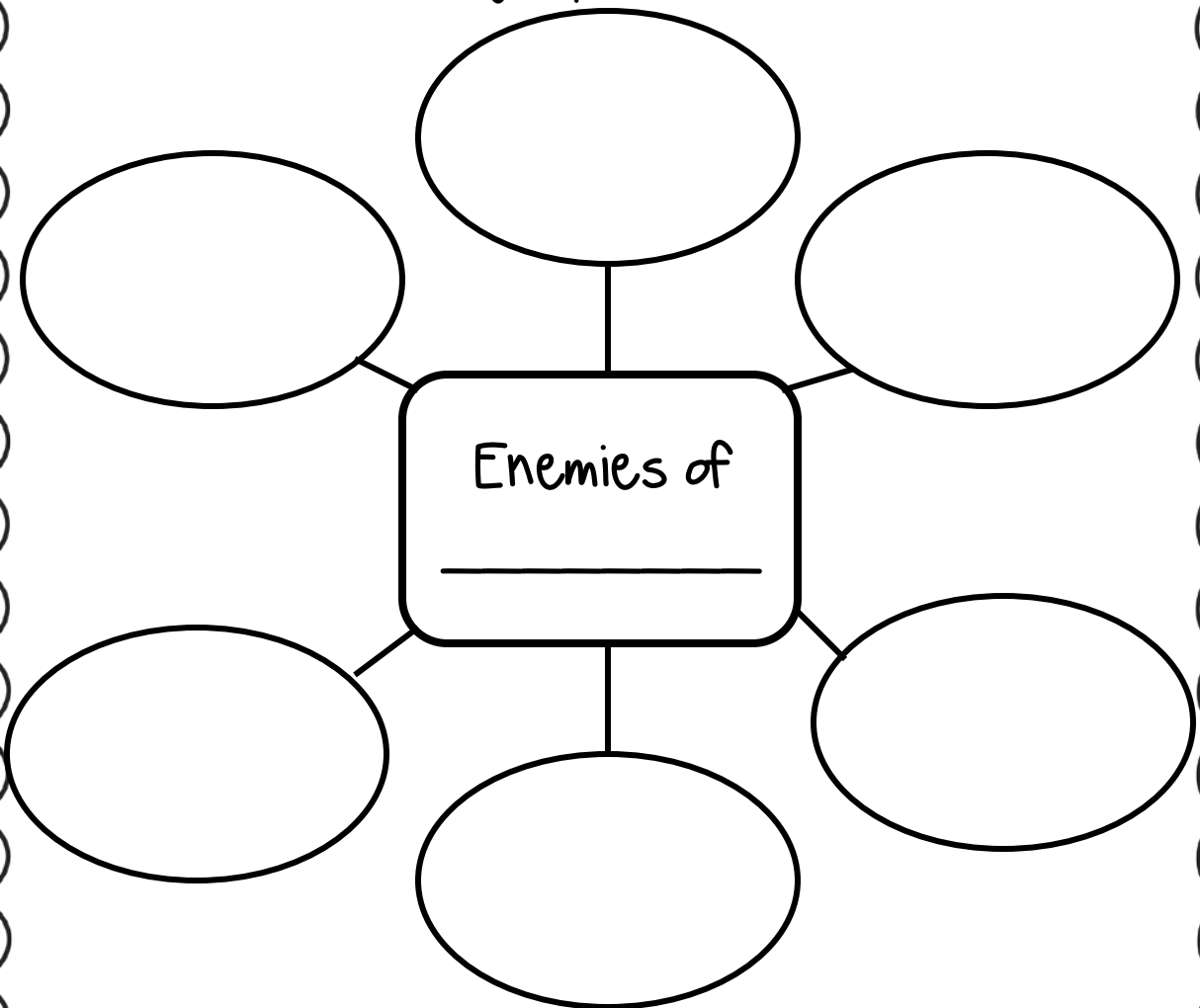
Prewriting Web Graphic Organizer

Look at the topic in the center box. Write your animal on the blank line. Write one idea based on the topic in each of the ovals. Add more ovals if necessary. Write numbers to show the order in which you will write about the groups of ovals.



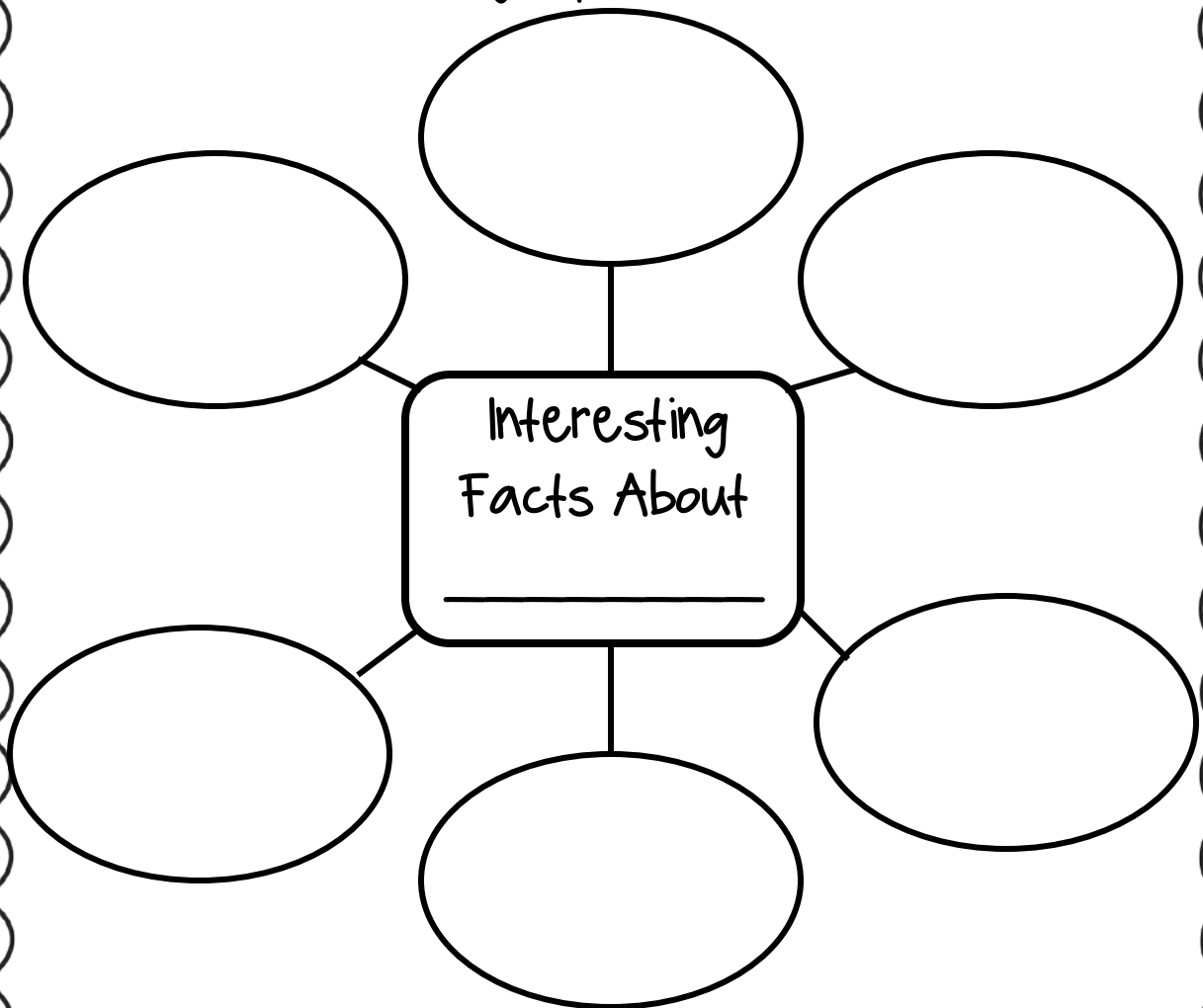
Prewriting Web Graphic Organizer

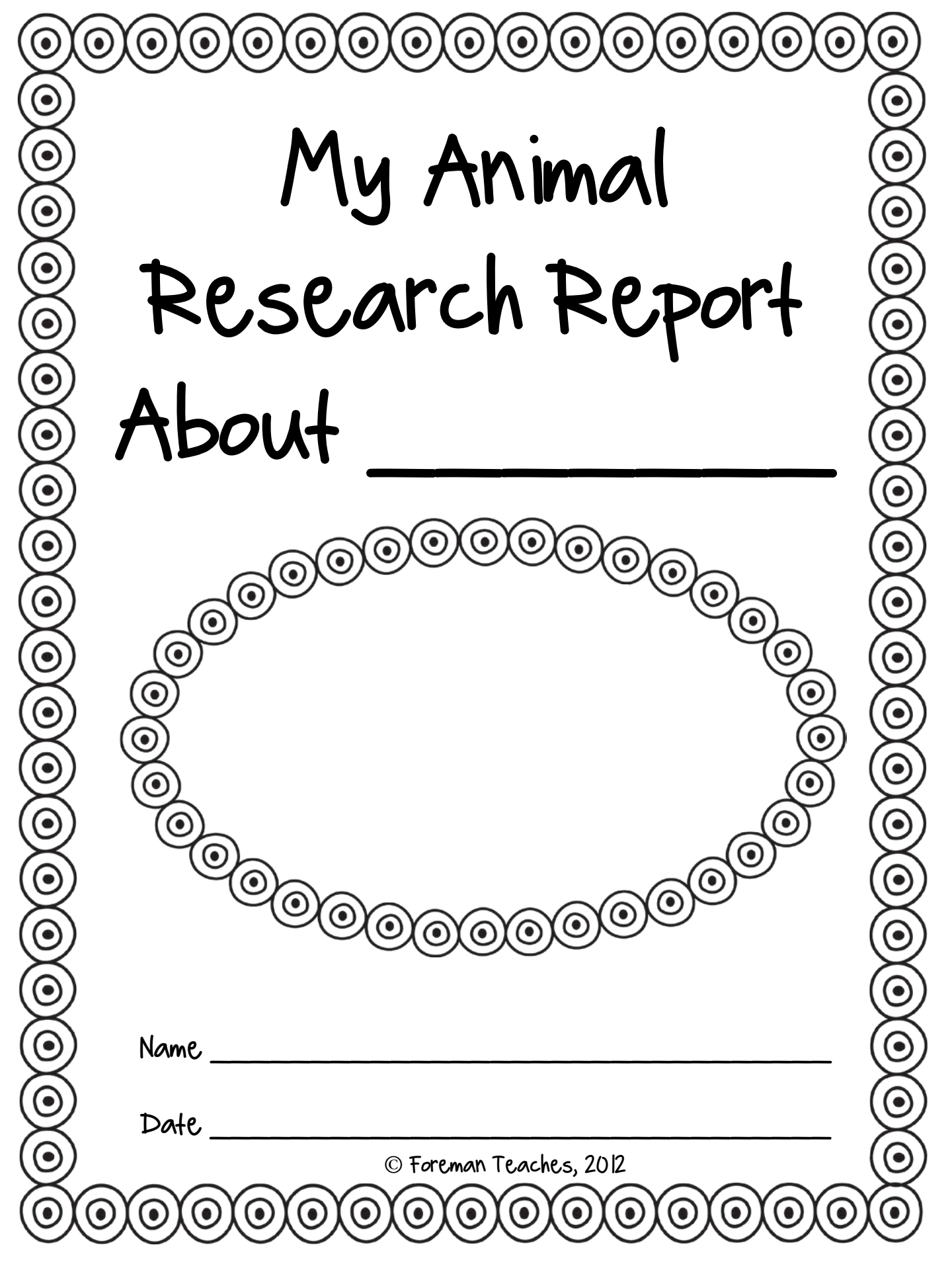
Look at the topic in the center box. Write your animal on the blank line. Write one idea based on the topic in each of the ovals. Add more ovals if necessary. Write numbers to show the order in which you will write about the groups of ovals.




Prewriting Web Graphic Organizer

Look at the topic in the center box. Write your animal on the blank line. Write one idea based on the topic in each of the ovals. Add more ovals if necessary. Write numbers to show the order in which you will write about the groups of ovals.





My Animal Research Report About _____



Name _____

Date _____

Table of Contents

Physical Descriptionpage _____

Diagram page _____

Senses page _____

What They Eatpage _____

Habitatpage _____

Family page _____


Enemies page _____

Interesting Facts page _____

Bibliography page _____

Diagram

Draw a picture of your animal in the box below. Draw lines to all the major parts of your animal. Label each part with the correct name.



Senses

Describe your animals five senses.

Sight	
Smell	
Hearing	
Touch	
Taste	



What They Eat

Describe your animals diet? Is it a meat-eater or a vegetarian? How and where does it find its food? How does it eat and digest its food?



Habitat

In what parts of the world can your animal be found? How does it make its home? Does it live in trees, water, or underground. How does it sleep? Remember do not limit yourself to the questions above. Tell me everything about the animal's habitat.



Enemies

What other animals eat your animal? How does it protect itself from its enemies?
Can it run at great speeds? Is it able to camouflage itself?



Interesting Facts

What makes your animal different from other animals? What amazing facts did you learn while researching your animal?

Interesting Fact #1	
Interesting Fact #2	
Interesting Fact #3	
Interesting Fact #4	

Bibliography

List the resources you used to get accurate information about the animal. Be sure to use at least two resources.

Type of Resource: <input type="checkbox"/> Book <input type="checkbox"/> Magazine <input type="checkbox"/> Internet	Title:
	Author:
	Date Written:

Type of Resource: <input type="checkbox"/> Book <input type="checkbox"/> Magazine <input type="checkbox"/> Internet	Title:
	Author:
	Date Written:

Type of Resource: <input type="checkbox"/> Book <input type="checkbox"/> Magazine <input type="checkbox"/> Internet	Title:
	Author:
	Date Written:

Editing Checklist

Read your written report and answer each question by checking yes or no. If you answer no to any question, go back and make corrections to your report before the due date.

	Yes	No
I used books, magazines, or the internet to get accurate information for my report.		
I developed my ideas clearly and with explanations, details, and examples.		
I organized my information in paragraphs and I indented the first line of each new paragraph.		
I used complete sentences. I did not include fragments or run-on sentences.		
I began each sentence with a capital letter and ended each sentence with the correct punctuation mark.		
I capitalized all proper nouns.		
I used apostrophes for contractions and to show possession.		
I used descriptive language, strong verbs, and specific nouns.		
I followed the directions for each page.		
I drew an illustration when I saw a picture box. I did my best and colored each illustration, leaving no white spaces.		
I believe this report is well done and gives an example of my best work.		

Grading Rubric

	Total Points	Earned Points
Cover Page – neat and complete	5 pts.	
Physical Description *	10 pts.	
Diagram – neat, complete, and accurate	5 pts.	
Senses *	5 pts.	
What They Eat *	10 pts.	
Habitat *	10 pts.	
Family *	10 pts.	
Enemies *	10 pts.	
Interesting Facts *	6 pts.	
Bibliography – complete and accurate	6 pts.	
Illustrations - Neatly drawn, picture boxes completely colored with little to no white spaces.	8 pts.	
Neatness - Uses best cursive handwriting with appropriate word spacing and use of writing space.	5pts	
Conventions - Applies instructed rules of grammar, spelling, and word usage. Uses capitalization and punctuation correctly. Only complete sentences are used and sentences make sense.	10 pts.	

* Facts are written in your own words. All facts are related to topic and are complete and accurate.

© Foreman Teaches, 2012

Thank you for purchasing my product. I hope that you and your students find it useful. Your feedback is appreciated! If you like this product, please follow my store at

<http://www.teacherspayteachers.com/Store/Foreman-Teaches>

Please email me at ForemanTeaches@gmail.com if you have any questions or concerns regarding my products.

Thank you to Jennifer Jones for providing amazing fonts!

www.helloliteracy.blogspot.com



Thank you to Graphics © Scrappin Doodles whose graphics are adorable!

www.scrappindoodles.com

